



UPTON COUNTY  
TREASURER'S MONTHLY  
REPORT  
OCTOBER, 2022

FILED AT 11/21/22 9:18 AM  
WANDA M. MURRAY  
CLERK OF COUNTY COURT  
UPTON COUNTY, TEXAS  
CLERK/DEPUTY



Vivian Venegas  
UPTON COUNTY TREASURER  
**Monthly Report**  
**OCTOBER 2022**

The Treasurers' Monthly Report includes, but not limited to, money received and dispersed on all accounts held by the Treasurer.

The affidavit must state the amount of the cash and other assets that are in the custody of the county treasurer at the time of the examination. {LGC 114.026(d)} **Month Ending Balance \$ 61,914,268.63**

WHEREAS, Section 114.026 of the Local Government code of the State of Texas requires that the county Treasurer provide the commissioner's Court with detailed financial reports of the regular term of the Commissioners' Court; and

WHEREAS, the County Treasurer makes all her books and accounts available to the Commissioners' Court for inspection and examination as they desire; and

WHEREAS, the county Treasurer has presented to the commissioners' Court her report for the month ending **OCTOBER, 2022.**


NOW, THEREFORE, IT IS HEREBY ORDERED by the Commissioners' Court of Upton County, Texas, that such Treasurer's Report for the month ending **OCTOBER, 2022**, be, and hereby is, approved and accepted as correct.


Therefore, Vivian Venegas, Treasurer of Upton County, Texas, who being fully sworn, upon oath says that the within and foregoing report is true and correct to the best of her knowledge.


 11/21/22  
Vivian Venegas, Treasurer, Upton County / Date


Commissioner's court having reviewed the Treasurer's Report as presented, having taken reasonable steps to ensure its accuracy and based upon presentations of the Treasurer's Office approve the report, subject to the independent auditor's review and request that it be filed with the official minutes of this meeting. {LGC 114.026(c)}

In addition, the below signatures affirm that the Treasurer's Report complies with statutes as referenced. {LGC 114.026(d)}

  
Gary Pete Jackson, Comm. Pct. 1 / Date

  
Dusty Kilgore, County Judge / Date

  
Tommy Owens, Comm. Pct. 2/Date

  
Mike Smart, Comm. Pct. 3/Date

  
Gary Wolfe, Comm. Pct. 4 / Date



OCTOBER, 2022 Investments

<b>FUND</b>	<b>Beginning Investments</b>	<b>Ending Investment</b>	<b>Ending Interest</b>
TXPOOL OPERATING FUND	28,112,048.28	27,468,161.45	69,239.03
TXPOOL BLDG.&FLEET	7,537,292.53	7,490,399.71	18,385.74
FSB ICS	3,029,977.08	3,035,875.68	5,898.60
TXPOOL CONSTRUCTION	-	20,011,292.33	21,292.33
TXPOOL EBT	3,192,017.17	2,783,930.60	7,471.41
TXPOOL I&S	1,086.66	10,053.84	10.86
<b>TOTAL</b>	<b>41,872,421.72</b>	<b>60,799,713.61</b>	<b>122,297.97</b>



Upton County, TX

# Treasurers Report Summary

Date Range: 10/01/2022 - 10/31/2022

Fund	Beginning Cash Balance	Revenues	Expenses	Net Change Assets	Net Change Liabilities	Calculated Ending Balance	Actual Ending Balance	Calculated - Actual Ending
01 - GENERAL FUND	31,032,219.14	183,291.14	882,742.55	0.00	0.00	30,332,767.73	30,332,767.73	0.00
02 - UPTON COUNTY CONSTRUCTION FUND	0.00	20,021,292.33	0.00	0.00	0.00	20,021,292.33	0.00	20,021,292.33
04 - STATE FUNDS	-1,512.39	13,823.74	17,619.35	0.00	0.00	-5,308.00	-5,308.00	0.00
05 - CRIMESTOPPERS FUND	1,572.79	0.00	0.00	0.00	0.00	1,572.79	1,572.79	0.00
06 - LAW ENFORCEMENT EDUCATION	12,406.76	0.00	0.00	0.00	0.00	12,406.76	12,406.76	0.00
07 - COUNTY SPECIALTY COURT	0.00	0.00	0.00	0.00	0.00	0.00	0.00	0.00
08 - TRUANCY PREVENTION & DIVERSION FUND	0.00	464.52	46.78	0.00	0.00	417.74	0.00	417.74
09 - HAVA GRANT	25,018.13	89.52	2,505.90	0.00	0.00	22,601.75	22,601.75	0.00
10 - AMERICAN RESCUE PLAN 2021	403,055.55	1,088.43	8,150.00	0.00	0.00	395,993.98	395,993.98	0.00
12 - INTEREST/SINKING FUND	10,886.88	9,173.17	0.00	0.00	0.00	20,060.05	20,060.05	0.00
14 - BUILDING FLEET FUND	7,281,342.11	543,467.57	582,683.36	0.00	0.00	7,242,126.32	7,242,126.32	0.00
15 - EMPLOYEES' BENEFIT TRUST	3,155,382.64	45,054.22	369,376.41	0.00	0.00	2,831,060.45	2,831,060.45	0.00
16 - ATTORNEY ADMIN FUND	5,488.04	0.00	0.00	0.00	0.00	5,488.04	5,488.04	0.00
17 - UPTON/REAGAN JUVENILE PROBATION FUND	278,880.69	16.55	46,593.32	0.00	0.00	232,303.92	232,303.92	0.00
18 - CLERK'S RECORD MANAGEMENT FUND	221,751.97	0.00	2,325.00	0.00	0.00	219,426.97	219,426.97	0.00
19 - SHERIFF'S AUCTION FUND	14,273.12	0.00	0.00	0.00	0.00	14,273.12	14,273.12	0.00
20 - SHERIFF'S CASH BOND TRUST	84,001.00	0.00	4,700.00	0.00	0.00	79,301.00	79,301.00	0.00
22 - RECORDS MGT/PRESERVATION	45,999.49	0.00	0.00	0.00	0.00	45,999.49	45,999.49	0.00
23 - 911	0.00	0.00	0.00	0.00	0.00	0.00	0.00	0.00
24 - SHERIFF'S SEIZURE FUND	1,752.87	0.00	0.00	0.00	0.00	1,752.87	1,752.87	0.00
25 - SECURITY FEE	12,778.81	500.74	0.00	0.00	0.00	13,279.55	13,279.55	0.00
26 - JUSTICES OF THE PEACE	73,752.37	9,273.63	35,358.51	0.00	0.00	47,667.49	47,667.49	0.00
27 - JP TECHNOLOGY FUND	37,765.56	423.75	0.00	0.00	0.00	38,189.31	38,189.31	0.00
28 - TERTIARY ACCOUNT	2,040.80	75.00	0.00	0.00	0.00	2,115.80	2,115.80	0.00
29 - SHERIFF GRANT REVENUE	8,486.32	1,250.00	0.00	0.00	0.00	9,736.32	9,736.32	0.00
30 - LANGUAGE ACCESS FUND	0.00	24.00	0.00	0.00	0.00	24.00	0.00	24.00
31 - PRE TRIAL INTERVENTION	14,623.85	0.00	0.00	0.00	0.00	14,623.85	14,623.85	0.00
32 - COUNTY CLERK ARCHIVE FUND	314,895.00	0.00	0.00	0.00	0.00	314,895.00	314,895.00	0.00
33 - COURT FACILITY FEE FUND	0.00	200.00	0.00	0.00	0.00	200.00	0.00	200.00
40 - UPLAND SCHOOL LAND	0.00	0.00	0.00	0.00	0.00	0.00	0.00	0.00
<b>Report Total:</b>	<b>43,036,861.50</b>	<b>20,829,508.31</b>	<b>1,952,101.18</b>	<b>0.00</b>	<b>0.00</b>	<b>61,914,268.63</b>	<b>41,892,334.56</b>	<b>20,021,934.07</b>



Upton County, TX

# Cash Analysis Report

Daily Detail

Date Range: 10/01/2022 - 10/31/2022

Day	Bank Drafts	Checks	Deposits	EFTs	SVC Charges	Interest	Misc / None	Net Change	Balance
01-1000 - CASH								Beginning Balance:	0.00
01-1010 - Claim On Cash								Beginning Balance:	31,032,219.14
10/03/2022	0.00	0.00	0.00	0.00	0.00	0.00	-198,232.44	-198,232.44	30,833,986.70
10/04/2022	0.00	0.00	0.00	0.00	0.00	0.00	22,172.81	22,172.81	30,856,159.51
10/05/2022	0.00	0.00	0.00	0.00	0.00	0.00	5,074.40	5,074.40	30,861,233.91
10/06/2022	0.00	0.00	0.00	0.00	0.00	0.00	-141,331.64	-141,331.64	30,719,902.27
10/07/2022	0.00	0.00	0.00	0.00	0.00	0.00	-13,728.34	-13,728.34	30,706,173.93
10/11/2022	0.00	0.00	0.00	0.00	0.00	0.00	-88,484.46	-88,484.46	30,617,689.47
10/12/2022	0.00	0.00	0.00	0.00	0.00	0.00	11,910.38	11,910.38	30,629,599.85
10/13/2022	0.00	0.00	0.00	0.00	0.00	0.00	-18,655.55	-18,655.55	30,610,944.30
10/14/2022	0.00	0.00	0.00	0.00	0.00	0.00	760.00	760.00	30,611,704.30
10/17/2022	0.00	0.00	0.00	0.00	0.00	0.00	-41,991.14	-41,991.14	30,569,713.16
10/20/2022	0.00	0.00	0.00	0.00	0.00	0.00	-127,739.53	-127,739.53	30,441,973.63
10/21/2022	0.00	0.00	0.00	0.00	0.00	0.00	-42,397.54	-42,397.54	30,399,576.09
10/24/2022	0.00	0.00	0.00	0.00	0.00	0.00	-18,213.60	-18,213.60	30,381,362.49
10/25/2022	0.00	0.00	0.00	0.00	0.00	0.00	143.25	143.25	30,381,505.74
10/26/2022	0.00	0.00	0.00	0.00	0.00	0.00	16,936.70	16,936.70	30,398,442.44
10/27/2022	0.00	0.00	0.00	0.00	0.00	0.00	18,398.64	18,398.64	30,416,841.08
10/28/2022	0.00	0.00	0.00	0.00	0.00	0.00	-107,546.17	-107,546.17	30,309,294.91
10/31/2022	0.00	0.00	0.00	0.00	0.00	0.00	23,472.82	23,472.82	30,332,767.73
	<b>0.00</b>	<b>0.00</b>	<b>0.00</b>	<b>0.00</b>	<b>0.00</b>	<b>0.00</b>	<b>-699,451.41</b>	<b>-699,451.41</b>	<b>30,332,767.73</b>
<b>01-1010 Average Daily Balance:</b>									<b>30,582,013.18</b>
01-1017 - Due From Fund 17								Beginning Balance:	0.00
01-1020 - Due From JP FUND								Beginning Balance:	18,417.20
01-1021 - DUE FROM CLERK								Beginning Balance:	27,279.81
01-1022 - Due From TAC								Beginning Balance:	14,366.05
01-1023 - Due From STATE FEE FUND								Beginning Balance:	2,756.74
01-1025 - Due From SHERIFF								Beginning Balance:	0.00
01-1026 - Due From JP TERTIARY FUND								Beginning Balance:	1,792.60
01-1030 - DUE FROM STATE								Beginning Balance:	327,735.70
01-2000 - ACCOUNTS PAYABLE								Beginning Balance:	0.00
01-2020 - Accounts Payable Pending - Pool								Beginning Balance:	2,767.04
10/03/2022	0.00	0.00	0.00	0.00	0.00	0.00	0.00	0.00	2,767.04
10/06/2022	0.00	0.00	0.00	0.00	0.00	0.00	-80,732.86	-80,732.86	-77,965.82
10/07/2022	0.00	0.00	0.00	0.00	0.00	0.00	42,635.79	42,635.79	-35,330.03
10/11/2022	0.00	0.00	0.00	0.00	0.00	0.00	0.00	0.00	-35,330.03
10/13/2022	0.00	0.00	0.00	0.00	0.00	0.00	0.00	0.00	-35,330.03
10/17/2022	0.00	0.00	0.00	0.00	0.00	0.00	0.00	0.00	-35,330.03
10/20/2022	0.00	0.00	0.00	0.00	0.00	0.00	-80,529.26	-80,529.26	-115,859.29
10/21/2022	0.00	0.00	0.00	0.00	0.00	0.00	42,497.54	42,497.54	-73,361.75
10/24/2022	0.00	0.00	0.00	0.00	0.00	0.00	0.00	0.00	-73,361.75
10/28/2022	0.00	0.00	0.00	0.00	0.00	0.00	76,128.79	76,128.79	2,767.04
10/31/2022	0.00	0.00	0.00	0.00	0.00	0.00	29.65	29.65	2,796.69
	<b>0.00</b>	<b>0.00</b>	<b>0.00</b>	<b>0.00</b>	<b>0.00</b>	<b>0.00</b>	<b>29.65</b>	<b>29.65</b>	<b>2,796.69</b>
<b>01-2020 Average Daily Balance:</b>									<b>-36,829.51</b>
01-2100 - FICA TAXES PAYABLE								Beginning Balance:	0.00
10/06/2022	0.00	0.00	0.00	0.00	0.00	0.00	0.00	0.00	0.00
10/20/2022	0.00	0.00	0.00	0.00	0.00	0.00	0.00	0.00	0.00
	<b>0.00</b>	<b>0.00</b>	<b>0.00</b>	<b>0.00</b>	<b>0.00</b>	<b>0.00</b>	<b>0.00</b>	<b>0.00</b>	<b>0.00</b>
<b>01-2100 Average Daily Balance:</b>									<b>0.00</b>
01-2105 - WITHHOLDING PAYABLE								Beginning Balance:	-83.20
10/06/2022	0.00	0.00	0.00	0.00	0.00	0.00	-6.42	-6.42	-89.62

Cash Analysis Report

Date Range: 10/01/2022 - 10/31/2022

Day	Bank Drafts	Checks	Deposits	EFTs	SVC Charges	Interest	Misc / None	Net Change	Balance	
10/20/2022	0.00	0.00	0.00	0.00	0.00	0.00	-6.41	-6.41	-96.03	
10/31/2022	0.00	0.00	0.00	0.00	0.00	0.00	3.23	3.23	-92.80	
	<b>0.00</b>	<b>0.00</b>	<b>0.00</b>	<b>0.00</b>	<b>0.00</b>	<b>0.00</b>	<b>-9.60</b>	<b>-9.60</b>	<b>-92.80</b>	
01-2105 Average Daily Balance:									-90.96	
									Beginning Balance:	0.00
01-2110 - RETIREMENT PAYABLE										
10/06/2022	0.00	0.00	0.00	0.00	0.00	0.00	0.00	0.00	0.00	
10/20/2022	0.00	0.00	0.00	0.00	0.00	0.00	0.00	0.00	0.00	
	<b>0.00</b>	<b>0.00</b>	<b>0.00</b>	<b>0.00</b>	<b>0.00</b>	<b>0.00</b>	<b>0.00</b>	<b>0.00</b>	<b>0.00</b>	
01-2110 Average Daily Balance:									0.00	
01-2120 - DEPENDENT HEALTH										
									Beginning Balance:	720.00
10/06/2022	0.00	0.00	0.00	0.00	0.00	0.00	60.00	60.00	780.00	
10/20/2022	0.00	0.00	0.00	0.00	0.00	0.00	60.00	60.00	840.00	
10/31/2022	0.00	0.00	0.00	0.00	0.00	0.00	-40.00	-40.00	800.00	
	<b>0.00</b>	<b>0.00</b>	<b>0.00</b>	<b>0.00</b>	<b>0.00</b>	<b>0.00</b>	<b>80.00</b>	<b>80.00</b>	<b>800.00</b>	
01-2120 Average Daily Balance:									792.26	
01-2125 - DEFERRED COMPENSATION										
									Beginning Balance:	0.00
10/06/2022	0.00	0.00	0.00	0.00	0.00	0.00	0.00	0.00	0.00	
10/20/2022	0.00	0.00	0.00	0.00	0.00	0.00	0.00	0.00	0.00	
	<b>0.00</b>	<b>0.00</b>	<b>0.00</b>	<b>0.00</b>	<b>0.00</b>	<b>0.00</b>	<b>0.00</b>	<b>0.00</b>	<b>0.00</b>	
01-2125 Average Daily Balance:									0.00	
01-2130 - CREDIT UNION										
									Beginning Balance:	0.00
01-2135 - LEGALSHIELD										
									Beginning Balance:	0.00
10/06/2022	0.00	0.00	0.00	0.00	0.00	0.00	0.00	0.00	0.00	
10/20/2022	0.00	0.00	0.00	0.00	0.00	0.00	0.00	0.00	0.00	
	<b>0.00</b>	<b>0.00</b>	<b>0.00</b>	<b>0.00</b>	<b>0.00</b>	<b>0.00</b>	<b>0.00</b>	<b>0.00</b>	<b>0.00</b>	
01-2135 Average Daily Balance:									0.00	
01-2140 - CHILD SUPPORT										
									Beginning Balance:	0.00
10/06/2022	0.00	0.00	0.00	0.00	0.00	0.00	0.00	0.00	0.00	
10/20/2022	0.00	0.00	0.00	0.00	0.00	0.00	0.00	0.00	0.00	
	<b>0.00</b>	<b>0.00</b>	<b>0.00</b>	<b>0.00</b>	<b>0.00</b>	<b>0.00</b>	<b>0.00</b>	<b>0.00</b>	<b>0.00</b>	
01-2140 Average Daily Balance:									0.00	
01-2145 - Vision Insurance										
									Beginning Balance:	0.00
10/06/2022	0.00	0.00	0.00	0.00	0.00	0.00	-3.56	-3.56	-3.56	
10/20/2022	0.00	0.00	0.00	0.00	0.00	0.00	-3.56	-3.56	-7.12	
10/31/2022	0.00	0.00	0.00	0.00	0.00	0.00	7.12	7.12	0.00	
	<b>0.00</b>	<b>0.00</b>	<b>0.00</b>	<b>0.00</b>	<b>0.00</b>	<b>0.00</b>	<b>0.00</b>	<b>0.00</b>	<b>0.00</b>	
01-2145 Average Daily Balance:									-4.13	
01-2150 - Cigna Life Insurance										
									Beginning Balance:	0.00
01-2155 - Washington National										
									Beginning Balance:	0.00
10/06/2022	0.00	0.00	0.00	0.00	0.00	0.00	0.00	0.00	0.00	
10/20/2022	0.00	0.00	0.00	0.00	0.00	0.00	0.00	0.00	0.00	
	<b>0.00</b>	<b>0.00</b>	<b>0.00</b>	<b>0.00</b>	<b>0.00</b>	<b>0.00</b>	<b>0.00</b>	<b>0.00</b>	<b>0.00</b>	
01-2155 Average Daily Balance:									0.00	
01-2160 - AFLAC										
									Beginning Balance:	0.00
10/06/2022	0.00	0.00	0.00	0.00	0.00	0.00	0.00	0.00	0.00	
10/20/2022	0.00	0.00	0.00	0.00	0.00	0.00	0.00	0.00	0.00	
	<b>0.00</b>	<b>0.00</b>	<b>0.00</b>	<b>0.00</b>	<b>0.00</b>	<b>0.00</b>	<b>0.00</b>	<b>0.00</b>	<b>0.00</b>	
01-2160 Average Daily Balance:									0.00	
01-9999 - PY Correction Payable										
									Beginning Balance:	-636.80
10/06/2022	0.00	0.00	0.00	0.00	0.00	0.00	-50.02	-50.02	-686.82	

Cash Analysis Report

Date Range: 10/01/2022 - 10/31/2022

Day	Bank Drafts	Checks	Deposits	EFTs	SVC Charges	Interest	Misc / None	Net Change	Balance
10/20/2022	0.00	0.00	0.00	0.00	0.00	0.00	-50.03	-50.03	-736.85
	0.00	0.00	0.00	0.00	0.00	0.00	-100.05	-100.05	-736.85
							01-9999 Average Daily Balance:		-698.12
02-1000 - CASH								Beginning Balance:	0.00
04-1000 - CASH								Beginning Balance:	0.00
04-1010 - Claim On Cash								Beginning Balance:	-1,512.39
10/06/2022	0.00	0.00	0.00	0.00	0.00	0.00	30.00	30.00	-1,482.39
10/17/2022	0.00	0.00	0.00	0.00	0.00	0.00	30.00	30.00	-1,452.39
10/26/2022	0.00	0.00	0.00	0.00	0.00	0.00	-906.97	-906.97	-2,359.36
10/27/2022	0.00	0.00	0.00	0.00	0.00	0.00	-2,948.64	-2,948.64	-5,308.00
	0.00	0.00	0.00	0.00	0.00	0.00	-3,795.61	-3,795.61	-5,308.00
							04-1010 Average Daily Balance:		-2,123.84
04-1020 - Due From JP FUND								Beginning Balance:	15,802.26
04-1021 - DUE FROM CLERK								Beginning Balance:	2,975.01
04-2000 - ACCOUNTS PAYABLE								Beginning Balance:	0.00
04-2020 - Accounts Payable Pending - Pool								Beginning Balance:	0.00
10/26/2022	0.00	0.00	0.00	0.00	0.00	0.00	0.00	0.00	0.00
	0.00	0.00	0.00	0.00	0.00	0.00	0.00	0.00	0.00
							04-2020 Average Daily Balance:		0.00
04-2029 - DUE TO GENERAL FUND								Beginning Balance:	-2,756.74
04-2038 - DUE TO STATE OR OTHERS								Beginning Balance:	-15,276.84
05-1000 - CASH								Beginning Balance:	0.00
05-1010 - Claim On Cash								Beginning Balance:	1,572.79
05-2000 - ACCOUNTS PAYABLE								Beginning Balance:	0.00
05-2020 - Accounts Payable Pending - Pool								Beginning Balance:	0.00
06-1000 - CASH								Beginning Balance:	0.00
06-1010 - Claim On Cash								Beginning Balance:	12,406.76
06-2000 - ACCOUNTS PAYABLE								Beginning Balance:	0.00
06-2020 - Accounts Payable Pending - Pool								Beginning Balance:	0.00
09-1010 - Claim On Cash								Beginning Balance:	25,018.13
10/11/2022	0.00	0.00	0.00	0.00	0.00	0.00	0.00	0.00	25,018.13
10/17/2022	0.00	0.00	0.00	0.00	0.00	0.00	-1,448.57	-1,448.57	23,569.56
10/24/2022	0.00	0.00	0.00	0.00	0.00	0.00	-1,057.33	-1,057.33	22,512.23
10/31/2022	0.00	0.00	0.00	0.00	0.00	0.00	89.52	89.52	22,601.75
	0.00	0.00	0.00	0.00	0.00	0.00	-2,416.38	-2,416.38	22,601.75
							09-1010 Average Daily Balance:		24,047.24
09-2020 - Accounts Pending - Pool								Beginning Balance:	0.00
10/11/2022	0.00	0.00	0.00	0.00	0.00	0.00	0.00	0.00	0.00
10/17/2022	0.00	0.00	0.00	0.00	0.00	0.00	0.00	0.00	0.00
10/24/2022	0.00	0.00	0.00	0.00	0.00	0.00	0.00	0.00	0.00
	0.00	0.00	0.00	0.00	0.00	0.00	0.00	0.00	0.00
							09-2020 Average Daily Balance:		0.00
10-1010 - Claim On Cash								Beginning Balance:	403,055.55
10/24/2022	0.00	0.00	0.00	0.00	0.00	0.00	-8,150.00	-8,150.00	394,905.55
10/31/2022	0.00	0.00	0.00	0.00	0.00	0.00	1,088.43	1,088.43	395,993.98
	0.00	0.00	0.00	0.00	0.00	0.00	-7,061.57	-7,061.57	395,993.98
							10-1010 Average Daily Balance:		400,987.43
10-2020 - Accounts Pending - Pool								Beginning Balance:	0.00
10/24/2022	0.00	0.00	0.00	0.00	0.00	0.00	0.00	0.00	0.00
	0.00	0.00	0.00	0.00	0.00	0.00	0.00	0.00	0.00
							10-2020 Average Daily Balance:		0.00
12-1000 - CASH								Beginning Balance:	10,886.88
10/07/2022	0.00	0.00	205.37	0.00	0.00	0.00	0.00	205.37	11,092.25
10/21/2022	0.00	0.00	0.00	0.00	0.00	0.00	8,956.32	8,956.32	20,048.57

Cash Analysis Report

Date Range: 10/01/2022 - 10/31/2022

Day	Bank Drafts	Checks	Deposits	EFTs	SVC Charges	Interest	Misc / None	Net Change	Balance
10/31/2022	0.00	0.00	0.00	0.00	0.00	11.48	0.00	11.48	20,060.05
	<b>0.00</b>	<b>0.00</b>	<b>205.37</b>	<b>0.00</b>	<b>0.00</b>	<b>11.48</b>	<b>8,956.32</b>	<b>9,173.17</b>	<b>20,060.05</b>
<b>12-1000 Average Daily Balance:</b>									<b>14,230.92</b>
12-2000 - ACCOUNTS PAYABLE									Beginning Balance: 0.00
12-2020 - Accounts Payable Pending - Pool									Beginning Balance: 0.00
14-1000 - CASH									Beginning Balance: 0.00
14-1010 - Claim On Cash									Beginning Balance: 7,281,342.11
10/06/2022	0.00	0.00	0.00	0.00	0.00	0.00	9,058.83	9,058.83	7,290,400.94
10/11/2022	0.00	0.00	0.00	0.00	0.00	0.00	-402,586.90	-402,586.90	6,887,814.04
10/17/2022	0.00	0.00	0.00	0.00	0.00	0.00	-178,714.66	-178,714.66	6,709,099.38
10/19/2022	0.00	0.00	0.00	0.00	0.00	0.00	516,023.00	516,023.00	7,225,122.38
10/24/2022	0.00	0.00	0.00	0.00	0.00	0.00	-1,381.80	-1,381.80	7,223,740.58
10/31/2022	0.00	0.00	0.00	0.00	0.00	0.00	18,385.74	18,385.74	7,242,126.32
	<b>0.00</b>	<b>0.00</b>	<b>0.00</b>	<b>0.00</b>	<b>0.00</b>	<b>0.00</b>	<b>-39,215.79</b>	<b>-39,215.79</b>	<b>7,242,126.32</b>
<b>14-1010 Average Daily Balance:</b>									<b>7,146,378.08</b>
14-1024 - Due From I&S									Beginning Balance: 0.00
14-2000 - ACCOUNTS PAYABLE									Beginning Balance: 0.00
14-2020 - Accounts Payable Pending - Pool									Beginning Balance: 0.00
10/11/2022	0.00	0.00	0.00	0.00	0.00	0.00	0.00	0.00	0.00
10/17/2022	0.00	0.00	0.00	0.00	0.00	0.00	0.00	0.00	0.00
10/24/2022	0.00	0.00	0.00	0.00	0.00	0.00	0.00	0.00	0.00
	<b>0.00</b>	<b>0.00</b>	<b>0.00</b>	<b>0.00</b>	<b>0.00</b>	<b>0.00</b>	<b>0.00</b>	<b>0.00</b>	<b>0.00</b>
<b>14-2020 Average Daily Balance:</b>									<b>0.00</b>
15-1000 - CASH									Beginning Balance: 3,155,382.64
10/06/2022	0.00	-53,421.85	0.00	0.00	0.00	0.00	0.00	-53,421.85	3,101,960.79
10/07/2022	-151,089.75	0.00	0.00	0.00	0.00	0.00	0.00	-151,089.75	2,950,871.04
10/14/2022	0.00	0.00	12,350.13	0.00	0.00	0.00	0.00	12,350.13	2,963,221.17
10/19/2022	-35,607.68	0.00	0.00	0.00	0.00	0.00	0.00	-35,607.68	2,927,613.49
10/20/2022	0.00	0.00	76.02	0.00	0.00	0.00	0.00	76.02	2,927,689.51
10/24/2022	-40,557.98	0.00	0.00	0.00	0.00	0.00	0.00	-40,557.98	2,887,131.53
10/26/2022	0.00	0.00	15,652.12	0.00	0.00	0.00	0.00	15,652.12	2,902,783.65
10/28/2022	0.00	-264.30	9,320.00	0.00	0.00	0.00	0.00	9,055.70	2,911,839.35
10/31/2022	-88,434.85	0.00	177.82	0.00	0.00	7,478.13	0.00	-80,778.90	2,831,060.45
	<b>-315,690.26</b>	<b>-53,686.15</b>	<b>37,576.09</b>	<b>0.00</b>	<b>0.00</b>	<b>7,478.13</b>	<b>0.00</b>	<b>-324,322.19</b>	<b>2,831,060.45</b>
<b>15-1000 Average Daily Balance:</b>									<b>2,972,124.44</b>
15-1001 - DUE FROM FUND 01									Beginning Balance: 0.00
15-1017 - DUE FROM FUND '17									Beginning Balance: 0.00
15-2000 - ACCOUNTS PAYABLE									Beginning Balance: 0.00
10/06/2022	0.00	0.00	0.00	0.00	0.00	0.00	0.00	0.00	0.00
10/28/2022	0.00	0.00	0.00	0.00	0.00	0.00	0.00	0.00	0.00
	<b>0.00</b>	<b>0.00</b>	<b>0.00</b>	<b>0.00</b>	<b>0.00</b>	<b>0.00</b>	<b>0.00</b>	<b>0.00</b>	<b>0.00</b>
<b>15-2000 Average Daily Balance:</b>									<b>0.00</b>
16-1000 - CASH									Beginning Balance: 0.00
16-1010 - Claim On Cash									Beginning Balance: 5,488.04
16-2000 - ACCOUNTS PAYABLE									Beginning Balance: 0.00
16-2020 - Accounts Payable Pending - Pool									Beginning Balance: 0.00
17-1000 - CASH									Beginning Balance: 278,880.69
10/06/2022	0.00	-8,266.52	0.00	-2,478.65	0.00	0.00	0.00	-10,745.17	268,135.52
10/07/2022	-912.79	0.00	0.00	0.00	0.00	0.00	0.00	-912.79	267,222.73
10/20/2022	0.00	0.00	0.00	-2,478.65	0.00	0.00	0.00	-2,478.65	264,744.08
10/21/2022	-912.79	0.00	0.00	0.00	0.00	0.00	0.00	-912.79	263,831.29
10/24/2022	0.00	-29,614.08	0.00	0.00	0.00	0.00	0.00	-29,614.08	234,217.21
10/28/2022	0.00	-708.44	0.00	-1,221.40	0.00	0.00	0.00	-1,929.84	232,287.37



Cash Analysis Report

Date Range: 10/01/2022 - 10/31/2022

Day	Bank Drafts	Checks	Deposits	EFTs	SVC Charges	Interest	Misc / None	Net Change	Balance
10/31/2022	0.00	0.00	0.00	0.00	0.00	16.55	0.00	16.55	232,303.92
	-1,825.58	-38,589.04	0.00	-6,178.70	0.00	16.55	0.00	-46,576.77	232,303.92
17-1000 Average Daily Balance:									259,958.30
17-1001 - Due From General Fund									Beginning Balance: 0.00
17-1100 - DUE FROM TJJD									Beginning Balance: 0.00
17-2000 - ACCOUNTS PAYABLE									Beginning Balance: 0.00
10/06/2022	0.00	0.00	0.00	0.00	0.00	0.00	-1,877.71	-1,877.71	-1,877.71
10/07/2022	0.00	0.00	0.00	0.00	0.00	0.00	912.79	912.79	-964.92
10/20/2022	0.00	0.00	0.00	0.00	0.00	0.00	-1,877.71	-1,877.71	-2,842.63
10/21/2022	0.00	0.00	0.00	0.00	0.00	0.00	912.79	912.79	-1,929.84
10/24/2022	0.00	0.00	0.00	0.00	0.00	0.00	0.00	0.00	-1,929.84
10/28/2022	0.00	0.00	0.00	0.00	0.00	0.00	1,929.84	1,929.84	0.00
	0.00	0.00	0.00	0.00	0.00	0.00	0.00	0.00	0.00
17-2000 Average Daily Balance:									-992.68
17-2100 - FICA TAXES PAYABLE									Beginning Balance: 0.00
10/06/2022	0.00	0.00	0.00	0.00	0.00	0.00	0.00	0.00	0.00
10/20/2022	0.00	0.00	0.00	0.00	0.00	0.00	0.00	0.00	0.00
	0.00	0.00	0.00	0.00	0.00	0.00	0.00	0.00	0.00
17-2100 Average Daily Balance:									0.00
17-2105 - WITHHOLDING PAYABLE									Beginning Balance: 0.00
10/06/2022	0.00	0.00	0.00	0.00	0.00	0.00	0.00	0.00	0.00
10/20/2022	0.00	0.00	0.00	0.00	0.00	0.00	0.00	0.00	0.00
	0.00	0.00	0.00	0.00	0.00	0.00	0.00	0.00	0.00
17-2105 Average Daily Balance:									0.00
17-2110 - RETIREMENT PAYABLE									Beginning Balance: 0.00
10/06/2022	0.00	0.00	0.00	0.00	0.00	0.00	0.00	0.00	0.00
10/20/2022	0.00	0.00	0.00	0.00	0.00	0.00	0.00	0.00	0.00
	0.00	0.00	0.00	0.00	0.00	0.00	0.00	0.00	0.00
17-2110 Average Daily Balance:									0.00
17-2120 - DEPENDENT HEALTH									Beginning Balance: 0.00
10/06/2022	0.00	0.00	0.00	0.00	0.00	0.00	0.00	0.00	0.00
10/20/2022	0.00	0.00	0.00	0.00	0.00	0.00	0.00	0.00	0.00
	0.00	0.00	0.00	0.00	0.00	0.00	0.00	0.00	0.00
17-2120 Average Daily Balance:									0.00
17-2125 - DEFERRED COMPENSATION									Beginning Balance: 0.00
17-2130 - CREDIT UNION									Beginning Balance: 0.00
17-2135 - LEGALSHIELD									Beginning Balance: 0.00
17-2140 - CHILD SUPPORT									Beginning Balance: 0.00
17-2145 - Vision									Beginning Balance: 0.00
10/06/2022	0.00	0.00	0.00	0.00	0.00	0.00	0.00	0.00	0.00
10/20/2022	0.00	0.00	0.00	0.00	0.00	0.00	0.00	0.00	0.00
	0.00	0.00	0.00	0.00	0.00	0.00	0.00	0.00	0.00
17-2145 Average Daily Balance:									0.00
17-2150 - Cigna Life Insurance									Beginning Balance: 0.00
17-2155 - Washington Nat'l									Beginning Balance: 0.00
10/06/2022	0.00	0.00	0.00	0.00	0.00	0.00	0.00	0.00	0.00
10/20/2022	0.00	0.00	0.00	0.00	0.00	0.00	0.00	0.00	0.00
	0.00	0.00	0.00	0.00	0.00	0.00	0.00	0.00	0.00
17-2155 Average Daily Balance:									0.00
17-2160 - AFLAC									Beginning Balance: 0.00
17-2200 - PY Wages Payable									Beginning Balance: 0.00
10/06/2022	0.00	0.00	0.00	0.00	0.00	0.00	0.00	0.00	0.00

Cash Analysis Report

Date Range: 10/01/2022 - 10/31/2022

Day	Bank Drafts	Checks	Deposits	EFTs	SVC Charges	Interest	Misc / None	Net Change	Balance
10/20/2022	0.00	0.00	0.00	0.00	0.00	0.00	0.00	0.00	0.00
	0.00	0.00	0.00	0.00	0.00	0.00	0.00	0.00	0.00
17-2200 Average Daily Balance:									0.00
17-9999 - PY Correction Payable								Beginning Balance:	287.12
18-1000 - CASH								Beginning Balance:	0.00
18-1010 - Claim On Cash								Beginning Balance:	221,751.97
10/03/2022	0.00	0.00	0.00	0.00	0.00	0.00	-2,325.00	-2,325.00	219,426.97
	0.00	0.00	0.00	0.00	0.00	0.00	-2,325.00	-2,325.00	219,426.97
18-1010 Average Daily Balance:									219,576.97
18-1021 - DUE FROM CLERK								Beginning Balance:	5,715.00
18-2000 - ACCOUNTS PAYABLE								Beginning Balance:	0.00
18-2020 - Accounts Payable Pending - Pool								Beginning Balance:	0.00
10/03/2022	0.00	0.00	0.00	0.00	0.00	0.00	0.00	0.00	0.00
	0.00	0.00	0.00	0.00	0.00	0.00	0.00	0.00	0.00
18-2020 Average Daily Balance:									0.00
19-1010 - Claim On Cash								Beginning Balance:	14,273.12
19-2000 - ACCOUNTS PAYABLE								Beginning Balance:	0.00
19-2020 - Accounts Payable Pending - Pool								Beginning Balance:	0.00
20-1000 - CASH								Beginning Balance:	0.00
20-1010 - Claim On Cash								Beginning Balance:	84,001.00
10/17/2022	0.00	0.00	0.00	0.00	0.00	0.00	-4,700.00	-4,700.00	79,301.00
	0.00	0.00	0.00	0.00	0.00	0.00	-4,700.00	-4,700.00	79,301.00
20-1010 Average Daily Balance:									81,726.81
20-2000 - ACCOUNTS PAYABLE								Beginning Balance:	0.00
20-2020 - Accounts Payable Pending - Pool								Beginning Balance:	0.00
10/17/2022	0.00	0.00	0.00	0.00	0.00	0.00	0.00	0.00	0.00
	0.00	0.00	0.00	0.00	0.00	0.00	0.00	0.00	0.00
20-2020 Average Daily Balance:									0.00
22-1000 - CASH								Beginning Balance:	0.00
22-1010 - Claim On Cash								Beginning Balance:	45,999.49
22-1021 - DUE FROM CLERK								Beginning Balance:	315.00
22-2000 - ACCOUNTS PAYABLE								Beginning Balance:	0.00
22-2020 - Accounts Payable Pending - Pool								Beginning Balance:	0.00
23-1010 - Claim On Cash								Beginning Balance:	0.00
23-2000 - ACCOUNTS PAYABLE								Beginning Balance:	0.00
23-2020 - Accounts Payable Pending - Pool								Beginning Balance:	0.00
24-1000 - CASH								Beginning Balance:	0.00
24-1010 - Claim On Cash								Beginning Balance:	1,752.87
24-2000 - ACCOUNTS PAYABLE								Beginning Balance:	0.00
24-2020 - Accounts Payable Pending - Pool								Beginning Balance:	0.00
25-1000 - CASH								Beginning Balance:	0.00
25-1010 - Claim On Cash								Beginning Balance:	12,778.81
10/26/2022	0.00	0.00	0.00	0.00	0.00	0.00	500.74	500.74	13,279.55
	0.00	0.00	0.00	0.00	0.00	0.00	500.74	500.74	13,279.55
25-1010 Average Daily Balance:									12,875.73
25-1020 - Due From JP FUND								Beginning Balance:	568.54
25-1021 - DUE FROM CLERK								Beginning Balance:	675.00
25-2000 - ACCOUNTS PAYABLE								Beginning Balance:	0.00
25-2020 - Accounts Payable Pending - Pool								Beginning Balance:	0.00
26-1000 - CASH								Beginning Balance:	0.00
26-1010 - Claim On Cash								Beginning Balance:	73,752.37
10/04/2022	0.00	0.00	0.00	0.00	0.00	0.00	249.50	249.50	74,001.87
10/06/2022	0.00	0.00	0.00	0.00	0.00	0.00	490.00	490.00	74,491.87
10/07/2022	0.00	0.00	0.00	0.00	0.00	0.00	134.00	134.00	74,625.87
10/11/2022	0.00	0.00	0.00	0.00	0.00	0.00	1,338.60	1,338.60	75,964.47

Cash Analysis Report

Date Range: 10/01/2022 - 10/31/2022

Day	Bank Drafts	Checks	Deposits	EFTs	SVC Charges	Interest	Misc / None	Net Change	Balance
10/13/2022	0.00	0.00	0.00	0.00	0.00	0.00	559.00	559.00	76,523.47
10/17/2022	0.00	0.00	0.00	0.00	0.00	0.00	1,060.00	1,060.00	77,583.47
10/18/2022	0.00	0.00	0.00	0.00	0.00	0.00	747.40	747.40	78,330.87
10/19/2022	0.00	0.00	0.00	0.00	0.00	0.00	464.00	464.00	78,794.87
10/20/2022	0.00	0.00	0.00	0.00	0.00	0.00	159.00	159.00	78,953.87
10/26/2022	0.00	0.00	0.00	0.00	0.00	0.00	-34,958.51	-34,958.51	43,995.36
10/27/2022	0.00	0.00	0.00	0.00	0.00	0.00	422.53	422.53	44,417.89
10/31/2022	0.00	0.00	0.00	0.00	0.00	0.00	3,249.60	3,249.60	47,667.49
	<b>0.00</b>	<b>0.00</b>	<b>0.00</b>	<b>0.00</b>	<b>0.00</b>	<b>0.00</b>	<b>-26,084.88</b>	<b>-26,084.88</b>	<b>47,667.49</b>
<b>26-1010 Average Daily Balance:</b>									<b>70,259.54</b>

26-2000 - ACCOUNTS PAYABLE									Beginning Balance:	0.00
26-2020 - Accounts Payable Pending - Pool									Beginning Balance:	0.00
10/26/2022	0.00	0.00	0.00	0.00	0.00	0.00	0.00	0.00	0.00	
	<b>0.00</b>	<b>0.00</b>	<b>0.00</b>	<b>0.00</b>	<b>0.00</b>	<b>0.00</b>	<b>0.00</b>	<b>0.00</b>	<b>0.00</b>	
<b>26-2020 Average Daily Balance:</b>									<b>0.00</b>	

26-2026 - DUE TO JP TERTIARY FUND									Beginning Balance:	-89.90
26-2029 - DUE TO GENERA FUND									Beginning Balance:	-18,417.20
26-2030 - DUE TO CHS SECURITY FUND									Beginning Balance:	-568.54
26-2031 - DUE TO JP TECHNOLOGY FUND									Beginning Balance:	-482.22
26-2032 - DUE TO PRETRIAL INTERVENTION									Beginning Balance:	-50.00
26-2035 - DUE TO STATE FEE FUND									Beginning Balance:	-15,802.26
27-1000 - CASH									Beginning Balance:	0.00
27-1010 - Claim On Cash									Beginning Balance:	37,765.56
10/26/2022	0.00	0.00	0.00	0.00	0.00	0.00	423.75	423.75	38,189.31	
	<b>0.00</b>	<b>0.00</b>	<b>0.00</b>	<b>0.00</b>	<b>0.00</b>	<b>0.00</b>	<b>423.75</b>	<b>423.75</b>	<b>38,189.31</b>	
<b>27-1010 Average Daily Balance:</b>									<b>37,847.58</b>	

27-1020 - DUE FROM JP FUND									Beginning Balance:	482.22
27-2000 - ACCOUNTS PAYABLE									Beginning Balance:	0.00
27-2020 - Accounts Payable Pending - Pool									Beginning Balance:	0.00
28-1000 - CASH									Beginning Balance:	0.00
28-1010 - Claim On Cash									Beginning Balance:	2,040.80
10/26/2022	0.00	0.00	0.00	0.00	0.00	0.00	75.00	75.00	2,115.80	
	<b>0.00</b>	<b>0.00</b>	<b>0.00</b>	<b>0.00</b>	<b>0.00</b>	<b>0.00</b>	<b>75.00</b>	<b>75.00</b>	<b>2,115.80</b>	
<b>28-1010 Average Daily Balance:</b>									<b>2,055.32</b>	

28-1020 - DUE FROM JP FUND									Beginning Balance:	89.90
28-2000 - ACCOUNTS PAYABLE									Beginning Balance:	0.00
28-2020 - Accounts Payable Pending - Pool									Beginning Balance:	0.00
28-2029 - DUE TO GENERA FUND									Beginning Balance:	-1,792.60
28-2037 - DUE TO STATE									Beginning Balance:	-929.70
29-1010 - Claim On Cash									Beginning Balance:	8,486.32
10/03/2022	0.00	0.00	0.00	0.00	0.00	0.00	1,250.00	1,250.00	9,736.32	
	<b>0.00</b>	<b>0.00</b>	<b>0.00</b>	<b>0.00</b>	<b>0.00</b>	<b>0.00</b>	<b>1,250.00</b>	<b>1,250.00</b>	<b>9,736.32</b>	
<b>29-1010 Average Daily Balance:</b>									<b>9,655.67</b>	

31-1010 - Claim On Cash									Beginning Balance:	14,623.85
31-1020 - Due From JP Fund									Beginning Balance:	50.00
32-1010 - Claim On Cash									Beginning Balance:	314,895.00
32-1021 - DUE FROM CLERK									Beginning Balance:	5,777.00
98-1010 - Claim On Cash									Beginning Balance:	0.00
99-1000 - Cash In Bank									Beginning Balance:	39,634,693.60
10/03/2022	0.00	-200,763.84	1,456.40	0.00	0.00	0.00	0.00	-199,307.44	39,435,386.16	
10/04/2022	0.00	0.00	22,422.31	0.00	0.00	0.00	0.00	22,422.31	39,457,808.47	
10/05/2022	0.00	0.00	5,074.40	0.00	0.00	0.00	0.00	5,074.40	39,462,882.87	
10/06/2022	-1,642.61	-24,881.33	9,778.83	-115,007.70	0.00	0.00	0.00	-131,752.81	39,331,130.06	
10/07/2022	-42,635.79	0.00	29,041.45	0.00	0.00	0.00	0.00	-13,594.34	39,317,535.72	
10/11/2022	0.00	-491,071.36	1,338.60	0.00	0.00	0.00	0.00	-489,732.76	38,827,802.96	
10/12/2022	0.00	0.00	11,910.38	0.00	0.00	0.00	0.00	11,910.38	38,839,713.34	

Cash Analysis Report

Date Range: 10/01/2022 - 10/31/2022

Day	Bank Drafts	Checks	Deposits	EFTs	SVC Charges	Interest	Misc / None	Net Change	Balance	
10/13/2022	0.00	-19,030.55	934.00	0.00	0.00	0.00	0.00	-18,096.55	38,821,616.79	
10/14/2022	0.00	0.00	760.00	0.00	0.00	0.00	0.00	760.00	38,822,376.79	
10/17/2022	0.00	-229,319.37	3,555.00	0.00	0.00	0.00	0.00	-225,764.37	38,596,612.42	
10/18/2022	0.00	0.00	747.40	0.00	0.00	0.00	0.00	747.40	38,597,359.82	
10/19/2022	0.00	0.00	516,487.00	0.00	0.00	0.00	0.00	516,487.00	39,113,846.82	
10/20/2022	-1,642.61	-11,096.40	434.00	-115,275.52	0.00	0.00	0.00	-127,580.53	38,986,266.29	
10/21/2022	-42,497.54	0.00	100.00	0.00	0.00	0.00	0.00	-42,397.54	38,943,868.75	
10/24/2022	0.00	-28,802.73	0.00	0.00	0.00	0.00	0.00	-28,802.73	38,915,066.02	
10/25/2022	0.00	0.00	143.25	0.00	0.00	0.00	0.00	143.25	38,915,209.27	
10/26/2022	0.00	-17,807.55	520.00	0.00	0.00	0.00	0.00	-17,287.55	38,897,921.72	
10/27/2022	0.00	0.00	15,872.53	0.00	0.00	0.00	0.00	15,872.53	38,913,794.25	
10/28/2022	0.00	-61,324.38	9,955.22	-56,177.01	0.00	0.00	0.00	-107,546.17	38,806,248.08	
10/31/2022	0.00	-51,843.29	3,428.86	0.00	-30.00	94,730.54	0.00	46,286.11	38,852,534.19	
	<b>-88,418.55</b>	<b>-1,135,940.80</b>	<b>633,959.63</b>	<b>-286,460.23</b>	<b>-30.00</b>	<b>94,730.54</b>	<b>0.00</b>	<b>-782,159.41</b>	<b>38,852,534.19</b>	
<b>99-1000 Average Daily Balance:</b>									<b>39,039,418.14</b>	
									<b>Beginning Balance:</b>	<b>-5,273.05</b>
99-1001 - Due From 01										
10/03/2022	0.00	0.00	0.00	0.00	0.00	0.00	0.00	0.00	-5,273.05	
10/06/2022	0.00	0.00	0.00	0.00	0.00	0.00	80,732.86	80,732.86	75,459.81	
10/07/2022	0.00	0.00	0.00	0.00	0.00	0.00	-42,635.79	-42,635.79	32,824.02	
10/11/2022	0.00	0.00	0.00	0.00	0.00	0.00	0.00	0.00	32,824.02	
10/13/2022	0.00	0.00	0.00	0.00	0.00	0.00	0.00	0.00	32,824.02	
10/17/2022	0.00	0.00	0.00	0.00	0.00	0.00	0.00	0.00	32,824.02	
10/20/2022	0.00	0.00	0.00	0.00	0.00	0.00	80,529.26	80,529.26	113,353.28	
10/21/2022	0.00	0.00	0.00	0.00	0.00	0.00	-42,497.54	-42,497.54	70,855.74	
10/24/2022	0.00	0.00	0.00	0.00	0.00	0.00	0.00	0.00	70,855.74	
10/28/2022	0.00	0.00	0.00	0.00	0.00	0.00	-76,128.79	-76,128.79	-5,273.05	
10/31/2022	0.00	0.00	0.00	0.00	0.00	0.00	-29.65	-29.65	-5,302.70	
	<b>0.00</b>	<b>0.00</b>	<b>0.00</b>	<b>0.00</b>	<b>0.00</b>	<b>0.00</b>	<b>-29.65</b>	<b>-29.65</b>	<b>-5,302.70</b>	
<b>99-1001 Average Daily Balance:</b>									<b>34,323.50</b>	
									<b>Beginning Balance:</b>	<b>0.00</b>
99-1004 - Due From 04										
10/26/2022	0.00	0.00	0.00	0.00	0.00	0.00	0.00	0.00	0.00	
	<b>0.00</b>	<b>0.00</b>	<b>0.00</b>	<b>0.00</b>	<b>0.00</b>	<b>0.00</b>	<b>0.00</b>	<b>0.00</b>	<b>0.00</b>	
<b>99-1004 Average Daily Balance:</b>									<b>0.00</b>	
									<b>Beginning Balance:</b>	<b>0.00</b>
99-1005 - Due From 05										
99-1006 - Due From 06										
99-1012 - Due From 12										
99-1014 - Due From 14										
10/11/2022	0.00	0.00	0.00	0.00	0.00	0.00	0.00	0.00	0.00	
10/17/2022	0.00	0.00	0.00	0.00	0.00	0.00	0.00	0.00	0.00	
10/24/2022	0.00	0.00	0.00	0.00	0.00	0.00	0.00	0.00	0.00	
	<b>0.00</b>	<b>0.00</b>	<b>0.00</b>	<b>0.00</b>	<b>0.00</b>	<b>0.00</b>	<b>0.00</b>	<b>0.00</b>	<b>0.00</b>	
<b>99-1014 Average Daily Balance:</b>									<b>0.00</b>	
									<b>Beginning Balance:</b>	<b>0.00</b>
99-1016 - Due From 16										
99-1017 - Due From Fund 17										
99-1018 - Due From 18										
10/03/2022	0.00	0.00	0.00	0.00	0.00	0.00	0.00	0.00	0.00	
	<b>0.00</b>	<b>0.00</b>	<b>0.00</b>	<b>0.00</b>	<b>0.00</b>	<b>0.00</b>	<b>0.00</b>	<b>0.00</b>	<b>0.00</b>	
<b>99-1018 Average Daily Balance:</b>									<b>0.00</b>	
									<b>Beginning Balance:</b>	<b>0.00</b>
99-1019 - Due From 19										
99-1020 - Due From 20										
10/17/2022	0.00	0.00	0.00	0.00	0.00	0.00	0.00	0.00	0.00	
	<b>0.00</b>	<b>0.00</b>	<b>0.00</b>	<b>0.00</b>	<b>0.00</b>	<b>0.00</b>	<b>0.00</b>	<b>0.00</b>	<b>0.00</b>	
<b>99-1020 Average Daily Balance:</b>									<b>0.00</b>	
									<b>Beginning Balance:</b>	<b>0.00</b>
99-1022 - Due From 22										
99-1023 - Due From 23										
									<b>Beginning Balance:</b>	<b>0.00</b>
									<b>Beginning Balance:</b>	<b>0.00</b>

Cash Analysis Report

Date Range: 10/01/2022 - 10/31/2022

Day	Bank Drafts	Checks	Deposits	EFTs	SVC Charges	Interest	Misc / None	Net Change	Balance
99-1024 - Due From 24								Beginning Balance:	0.00
99-1025 - Due From 25								Beginning Balance:	0.00
99-1026 - Due From 26								Beginning Balance:	0.00
10/26/2022	0.00	0.00	0.00	0.00	0.00	0.00	0.00	0.00	0.00
	<b>0.00</b>	<b>0.00</b>	<b>0.00</b>	<b>0.00</b>	<b>0.00</b>	<b>0.00</b>	<b>0.00</b>	<b>0.00</b>	<b>0.00</b>
99-1026 Average Daily Balance:									0.00
99-1027 - Due From 27								Beginning Balance:	0.00
99-1028 - Due From 28								Beginning Balance:	0.00
99-1029 - due from 29								Beginning Balance:	0.00
99-1030 - DUE FROM 30								Beginning Balance:	0.00
99-1031 - Due From 31								Beginning Balance:	0.00
99-1032 - Due From 32								Beginning Balance:	0.00
99-1033 - Due from 33								Beginning Balance:	0.00
99-1098 - Due From 98								Beginning Balance:	0.00
99-2000 - Accounts Payable								Beginning Balance:	5,127.20
10/03/2022	0.00	0.00	0.00	0.00	0.00	0.00	0.00	0.00	5,127.20
10/06/2022	0.00	0.00	0.00	0.00	0.00	0.00	-80,732.86	-80,732.86	-75,605.66
10/07/2022	0.00	0.00	0.00	0.00	0.00	0.00	42,635.79	42,635.79	-32,969.87
10/11/2022	0.00	0.00	0.00	0.00	0.00	0.00	0.00	0.00	-32,969.87
10/13/2022	0.00	0.00	0.00	0.00	0.00	0.00	0.00	0.00	-32,969.87
10/17/2022	0.00	0.00	0.00	0.00	0.00	0.00	0.00	0.00	-32,969.87
10/20/2022	0.00	0.00	0.00	0.00	0.00	0.00	-80,529.26	-80,529.26	-113,499.13
10/21/2022	0.00	0.00	0.00	0.00	0.00	0.00	42,497.54	42,497.54	-71,001.59
10/24/2022	0.00	0.00	0.00	0.00	0.00	0.00	0.00	0.00	-71,001.59
10/26/2022	0.00	0.00	0.00	0.00	0.00	0.00	0.00	0.00	-71,001.59
10/28/2022	0.00	0.00	0.00	0.00	0.00	0.00	76,128.79	76,128.79	5,127.20
10/31/2022	0.00	0.00	0.00	0.00	0.00	0.00	29.65	29.65	5,156.85
	<b>0.00</b>	<b>0.00</b>	<b>0.00</b>	<b>0.00</b>	<b>0.00</b>	<b>0.00</b>	<b>29.65</b>	<b>29.65</b>	<b>5,156.85</b>
99-2000 Average Daily Balance:									-34,469.35
99-2020 - Due To Other								Beginning Balance:	-39,634,547.75
10/03/2022	0.00	0.00	0.00	0.00	0.00	0.00	199,307.44	199,307.44	-39,435,240.31
10/04/2022	0.00	0.00	0.00	0.00	0.00	0.00	-22,422.31	-22,422.31	-39,457,662.62
10/05/2022	0.00	0.00	0.00	0.00	0.00	0.00	-5,074.40	-5,074.40	-39,462,737.02
10/06/2022	0.00	0.00	0.00	0.00	0.00	0.00	131,752.81	131,752.81	-39,330,984.21
10/07/2022	0.00	0.00	0.00	0.00	0.00	0.00	13,594.34	13,594.34	-39,317,389.87
10/11/2022	0.00	0.00	0.00	0.00	0.00	0.00	489,732.76	489,732.76	-38,827,657.11
10/12/2022	0.00	0.00	0.00	0.00	0.00	0.00	-11,910.38	-11,910.38	-38,839,567.49
10/13/2022	0.00	0.00	0.00	0.00	0.00	0.00	18,096.55	18,096.55	-38,821,470.94
10/14/2022	0.00	0.00	0.00	0.00	0.00	0.00	-760.00	-760.00	-38,822,230.94
10/17/2022	0.00	0.00	0.00	0.00	0.00	0.00	225,764.37	225,764.37	-38,596,466.57
10/18/2022	0.00	0.00	0.00	0.00	0.00	0.00	-747.40	-747.40	-38,597,213.97
10/19/2022	0.00	0.00	0.00	0.00	0.00	0.00	-516,487.00	-516,487.00	-39,113,700.97
10/20/2022	0.00	0.00	0.00	0.00	0.00	0.00	127,580.53	127,580.53	-38,986,120.44
10/21/2022	0.00	0.00	0.00	0.00	0.00	0.00	42,397.54	42,397.54	-38,943,722.90
10/24/2022	0.00	0.00	0.00	0.00	0.00	0.00	28,802.73	28,802.73	-38,914,920.17
10/25/2022	0.00	0.00	0.00	0.00	0.00	0.00	-143.25	-143.25	-38,915,063.42
10/26/2022	0.00	0.00	0.00	0.00	0.00	0.00	17,287.55	17,287.55	-38,897,775.87
10/27/2022	0.00	0.00	0.00	0.00	0.00	0.00	-15,872.53	-15,872.53	-38,913,648.40
10/28/2022	0.00	0.00	0.00	0.00	0.00	0.00	107,546.17	107,546.17	-38,806,102.23
10/31/2022	0.00	0.00	0.00	0.00	0.00	0.00	-46,286.11	-46,286.11	-38,852,388.34
	<b>0.00</b>	<b>0.00</b>	<b>0.00</b>	<b>0.00</b>	<b>0.00</b>	<b>0.00</b>	<b>782,159.41</b>	<b>782,159.41</b>	<b>-38,852,388.34</b>
99-2020 Average Daily Balance:									-39,039,272.29

## Fund Summary


Fund	Beginning Balance	Net Change	Ending Balance
01	31,427,334.28	-699,451.41	30,727,882.87
02	0.00	0.00	0.00
04	-768.70	-3,795.61	-4,564.31
05	1,572.79	0.00	1,572.79
06	12,406.76	0.00	12,406.76
09	25,018.13	-2,416.38	22,601.75
10	403,055.55	-7,061.57	395,993.98
12	10,886.88	9,173.17	20,060.05
14	7,281,342.11	-39,215.79	7,242,126.32
15	3,155,382.64	-324,322.19	2,831,060.45
16	5,488.04	0.00	5,488.04
17	279,167.81	-46,576.77	232,591.04
18	227,466.97	-2,325.00	225,141.97
19	14,273.12	0.00	14,273.12
20	84,001.00	-4,700.00	79,301.00
22	46,314.49	0.00	46,314.49
23	0.00	0.00	0.00
24	1,752.87	0.00	1,752.87
25	14,022.35	500.74	14,523.09
26	38,342.25	-26,084.88	12,257.37
27	38,247.78	423.75	38,671.53
28	-591.60	75.00	-516.60
29	8,486.32	1,250.00	9,736.32
31	14,673.85	0.00	14,673.85
32	320,672.00	0.00	320,672.00
98	0.00	0.00	0.00
99	0.00	0.00	0.00
Report Total:	43,408,547.69	-1,144,526.94	42,264,020.75

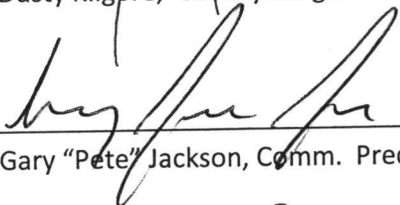



STATE OF TEXAS


COUNTY OF UPTON


BEFORE ME, the undersigned authority, on this day personally appeared the undersigned who, did each, upon his respective oath, state that the requirements of Section 114.026 of the Local government code of the State of Texas have been met for the regular term of the commissioners' Court of Upton County, Texas, for the fiscal year **2022** by the adoption of an Order of the Commissioners' Court on the **21<sup>ST</sup> NOVEMBER, 2022** accepting and approving as correct the Monthly Report of the County Treasurer of Upton County, Texas, for the month of **OCTOBER 2022**, which Order complies with all respects of Section 114.026 and which Order appears in the Minutes of the Commissioners' Court.

  
\_\_\_\_\_  
Dusty Kilgore, County Judge

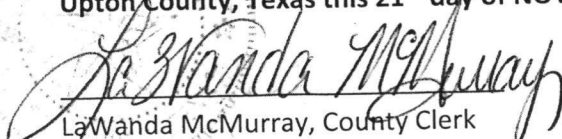
  
\_\_\_\_\_  
Gary "Pete" Jackson, Comm. Precinct 1

  
\_\_\_\_\_  
Tommy Owens, Comm. Precinct 2

  
\_\_\_\_\_  
Mike Smart, Comm. Precinct 3

  
\_\_\_\_\_  
Gary Wolfe, Comm. Precinct 4

Witness my hand and the seal of the Commissioners' Court of  
Upton County, Texas this 21<sup>ST</sup> day of NOVEMBER, 2022

  
\_\_\_\_\_  
LaWanda McMurray, County Clerk